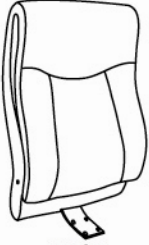

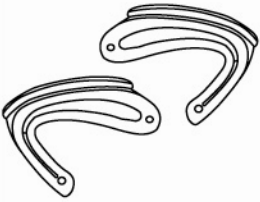
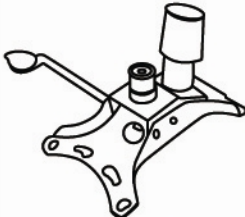







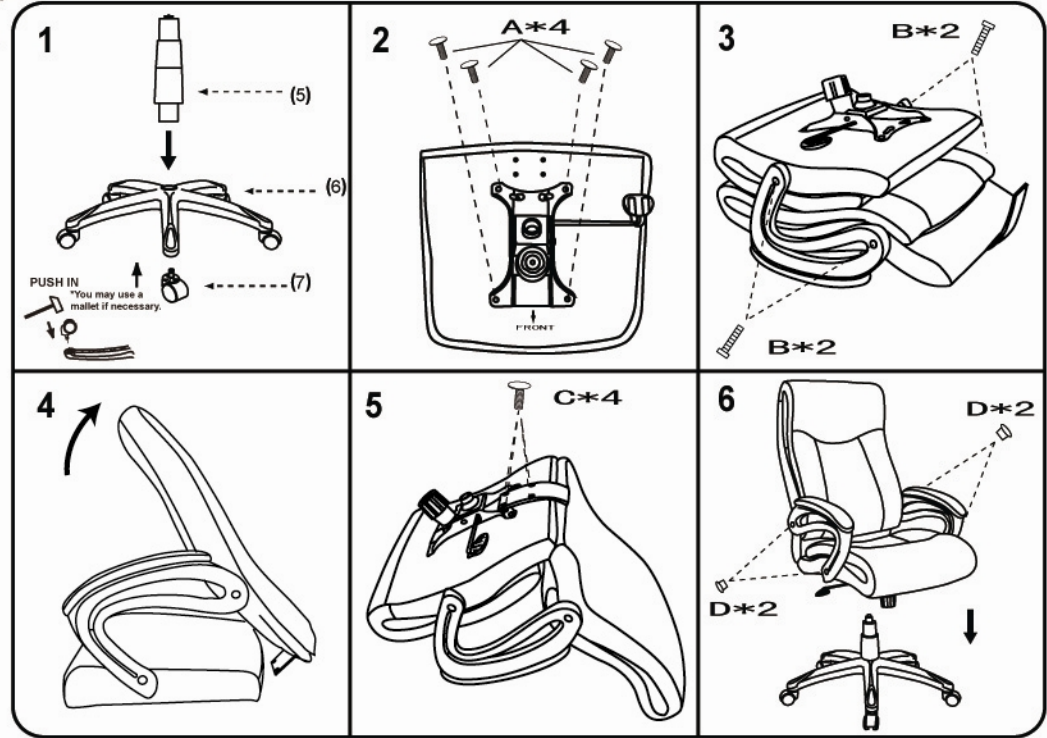


**Please unscrew all hardware from cushion before assembly.**  
**Por favor de destornillar todos los tornillos del cojín antes de ensamblar la silla.**

MODEL: B8661

(1)X1  BACK	(2)X1  SEAT	(3)X1 (L)X1 (R)  LARM LEFT ARM RARM RIGHT ARM
(4)X1  MECHANISM	(5)X1  GAS LIFT	(6)X1  BASE
(7)X5  CASTERS	(A)x4  M8*22 Mechanism Screw (B)x4  M8*55 Arm Screw (C)x4  M8*30 L-Bar Screw (D)x4  Arm Cap	



**Note: Please tighten all arm screws using allen key before step 6**

Insert and loosely tighten all screws. When assembly is completed, fully tighten all screws before using. This chair is only intended for sitting. Any other use will void the warranty.



**Customer Service Hotline: 1-800-593-1888**  
**For further assembly instructions,**  
**please visit our website at [www.bosschair.com](http://www.bosschair.com)**