


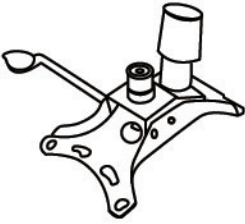
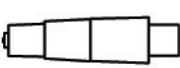





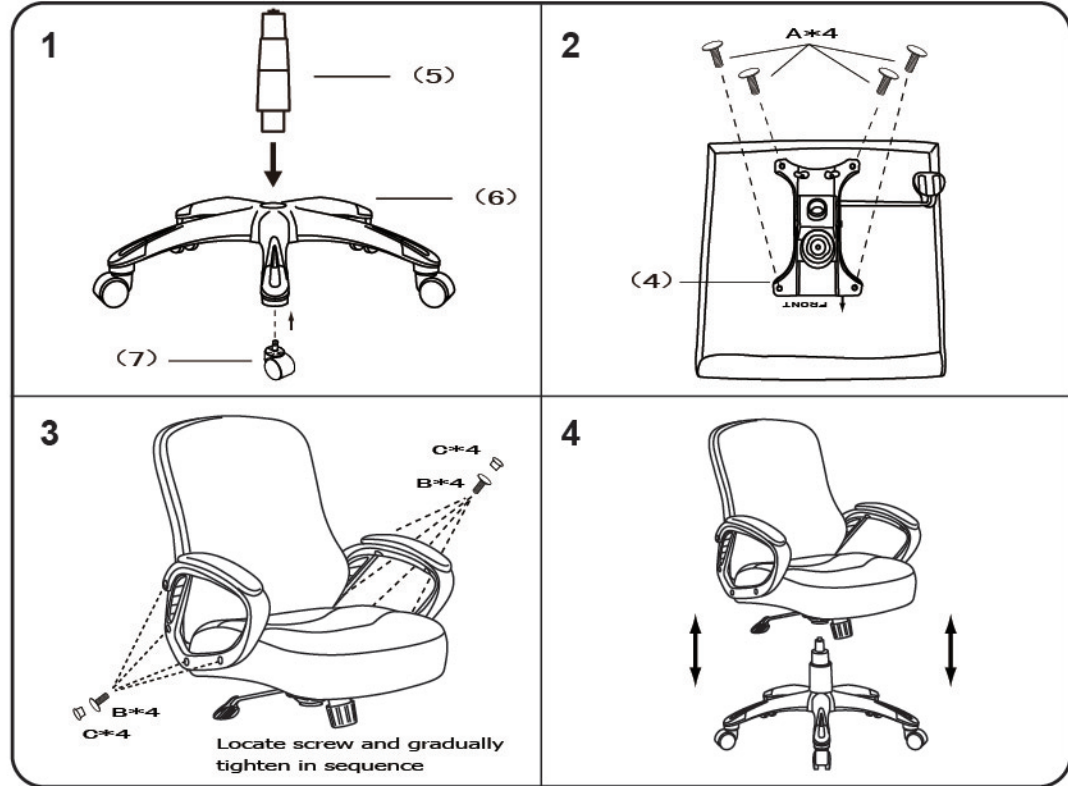


**IMPORTANT NOTICE:  
HARDWARE PACKAGE IS ATTACHED  
ON THE BOTTOM OF SEAT CUSHION.**

MODEL: B6756 F101GM

(1)X1	(2)X1	(3)X1 (L)X1 (R)
		 L ARM LEFT ARM R ARM RIGHT ARM
BACK	SEAT	
(4)X1	(5)X1	(6)X1
		
MECHANISM	GAS LIFT	BASE
(7)X5		
	<p>(A)*4  M8*22 MECHANISM SCREW</p> <p>(B)*8  M6*22 ARM SCREW</p> <p>(C)*8  ARM CAP</p>	
CASTERS		



**Insert and loosely tighten all screws. When assembly is completed, fully tighten all screws before using. This chair is only intended for sitting. Any other use will void the warranty.**

