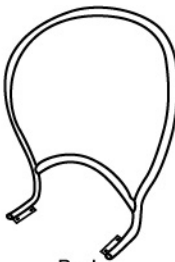
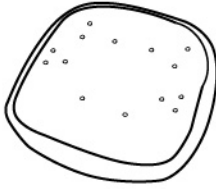
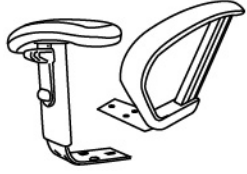

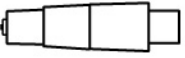

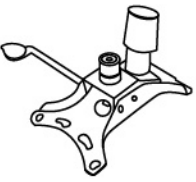
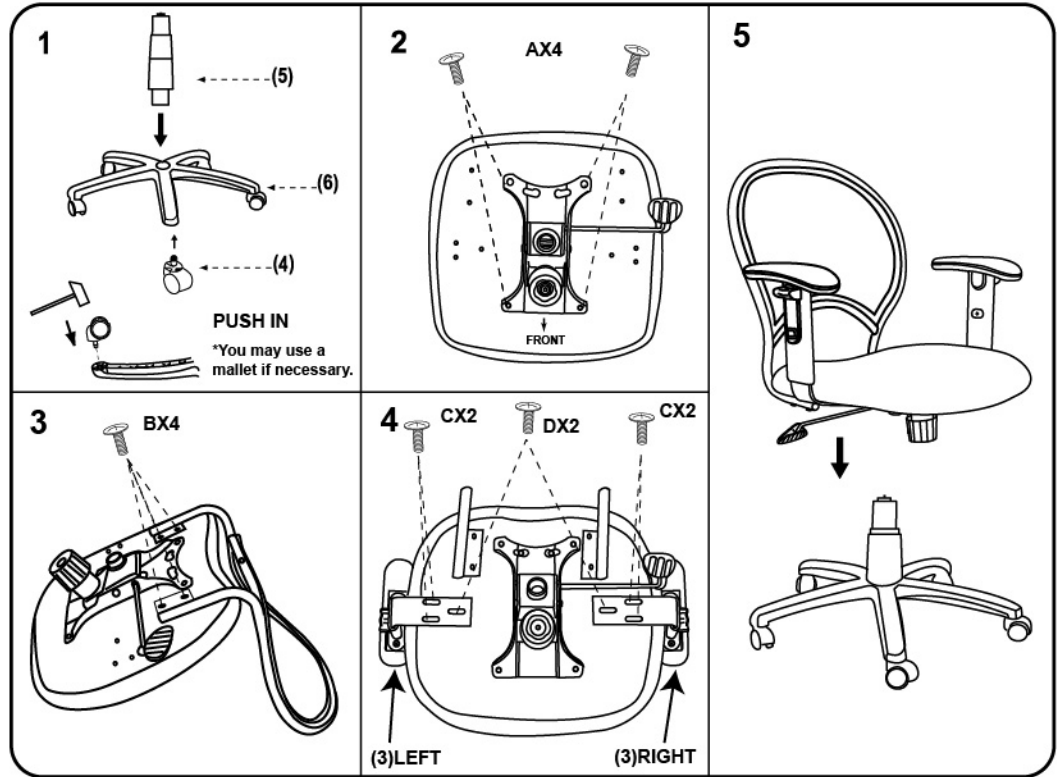


**IMPORTANT NOTICE:  
HARDWARE PACKAGE IS ATTACHED ON THE  
BOTTOM OF SEAT CUSHION.**

MODEL: B6205 B6206 B6216 B6207

(1)x1  Back	(2)x1  Seat	(3)x1 (L)x1 (R)  B6206 / B6207 Arms
(4)x 5  Caster	(5)x1  Gas Lift W/ Cover	(6)x1  25" Nylon Base
(7)x 1  Mechanism		

MODEL: B6206		MODEL: B6207	
Ax4	M8X22 Mechanism Screws	Ax4	M8X22 Mechanism Screws
Bx4	M6X22 Back Bar Screws	Bx4	M6X22 Back Bar Screws
Cx4	M6X22 Arm Screws	Cx4	M6X30 Arm Screws
Dx2	M6X25 Arm Screws	Cx2	M6X30 Arm Screws



**Insert and loosely tighten all screws. When assembly is completed, fully tighten all screws before using. This chair is only intended for sitting. Any other use will void the warranty.**

