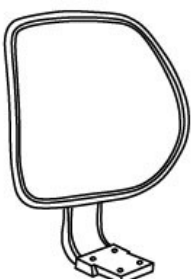


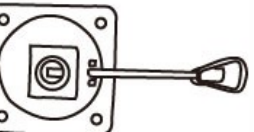


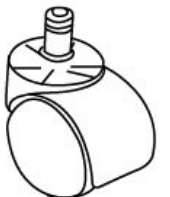
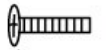
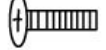
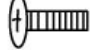
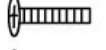

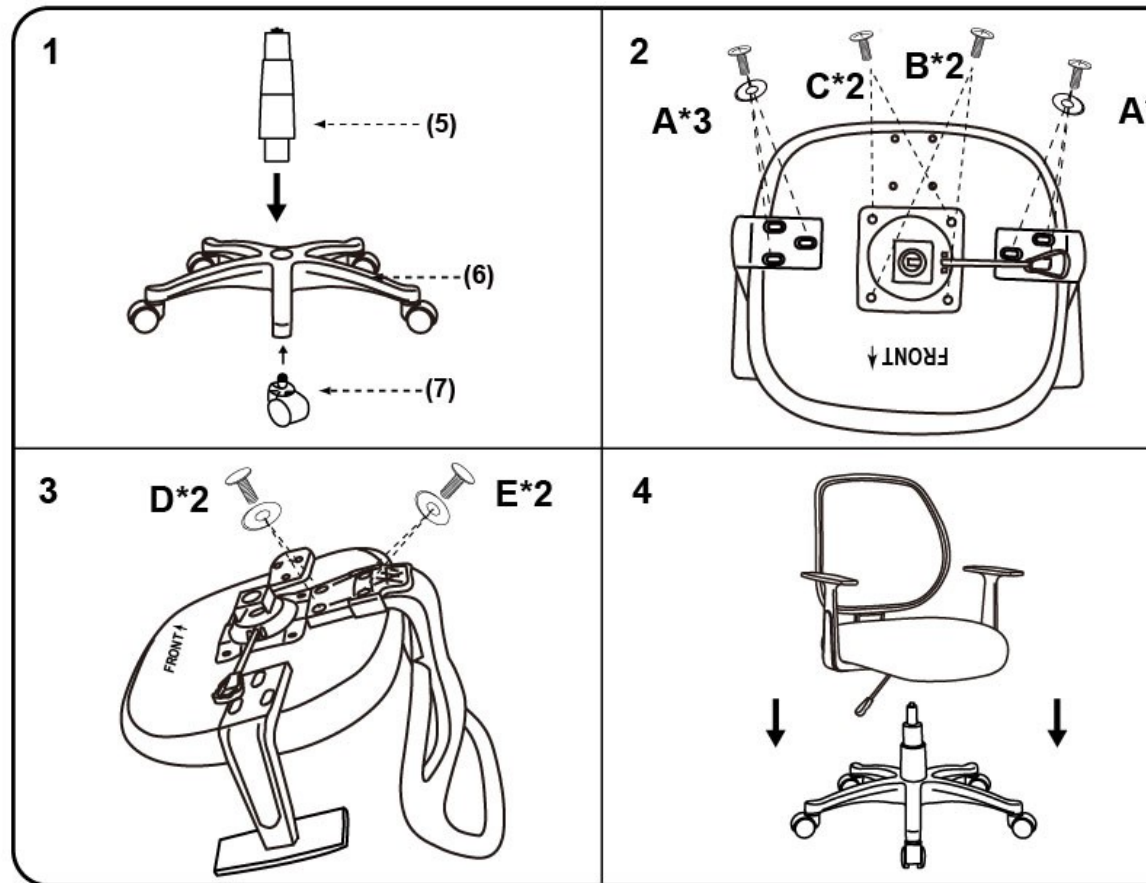


MODEL: B605 B606

(1)x1  Back Cushion	(2)x1  Seat Cushion	(3)x1 (L)x1 (R)  Left- Arm Right- Arm
(4)x 1  Mechanism	(5)x1  Gas Lift W/ Cover	(6)x1  Base
(7)x 5  Caster	<p>(A)*6  M6*30 Arm Screws</p> <p>(B)*2  M8*30 Mechanism Screws</p> <p>(C)*2  M8*22 Mechanism Screws</p> <p>(D)*2  M6*30 Back Bar Screws</p> <p>(E)*2  M6*36 Back Bar Screws</p>	



B606



B605

Insert and loosely tighten all screws. When assembly is completed, fully tighten all screws before using. This chair is only intended for sitting. Any other use will void the warranty.